



FREE Diamond Layers Quilt Top Pattern


Revision
Version 2.2

Very Simple to Sew: Squares Only, No Angles, Curves or Diagonal Piecing Required.

Up to 6 Different Colors/Shades With This Pattern. Detailed Instructions Included.

17	x	23
Squares Wide		Squares Long

Available Quilt Top Sizes:	Finished Square Sizes
4" x 6"	0.25"
9" x 12"	0.5"
13" x 17"	0.75"
17" x 23"	1."
21" x 29"	1.25"
26" x 35"	1.5"
30" x 40"	1.75"
34" x 46"	2."
38" x 52"	2.25"
43" x 58"	2.5"
47" x 63"	2.75"
51" x 69"	3."
55" x 75"	3.25"
60" x 81"	3.5"
64" x 86"	3.75"
68" x 92"	4."
72" x 98"	4.25"
77" x 104"	4.5"
81" x 109"	4.75"
85" x 115"	5."
89" x 121"	5.25"
94" x 127"	5.5"
98" x 132"	5.75"
102" x 138"	6."
106" x 144"	6.25"
111" x 150"	6.5"
115" x 155"	6.75"
119" x 161"	7."
123" x 167"	7.25"
128" x 173"	7.5"
132" x 178"	7.75"
136" x 184"	8."



Pattern Number: 0002

Pattern Name: FREE Diamond Layers

Date Designed: April 16, 2014


Pattern Designer:

Sheri Rector


Quilt Top Image is Computer Generated. Appearance of finished quilt top will vary with your fabric choices.

Copyright Sheri Rector 2014-2016, Rainbow Moon Treasures & Rainbow Moon Patterns

Some Color Variations Possible with this Pattern




A	Red 9
B	Red 7
C	Red 6
D	Dark Blue 7
E	Dark Blue 4
F	Light Blue 3




A	Purple 9
B	Purple 8
C	Purple 7
D	Purple 6
E	Purple 3
F	Purple 2

Some Color Variations Possible with this Pattern




A	Lime 6
B	Lime 3
C	Lime 1
D	Green 8
E	Green 5
F	Green 2



A	Orange 5
B	Yellow 6
C	Yellow 3
D	Green 8
E	Green 5
F	Green 2

Some Color Variations Possible with this Pattern



A	Red 7
B	Red 5
C	Red 2
D	Green 8
E	Green 5
F	Green 2



A	Red 8
B	Red 5
C	Red 2
D	Dark Blue 7
E	Dark Blue 4
F	Light Blue 3

0002 FREE Diamond Layers Quilt Pattern

Detailed Instructions for Using this Kit

1. CHOOSE YOUR QUILT SIZE And/Or SQUARE SIZE

This pattern allows you to choose a finished square size from 0.25 inch squares up to 1.75 inch finished square size.

The size of the finished quilt depends on the square size chosen.

The chart to the right shows how the finished quilt size is related to finished square size.

Some standard quilt/comforter sizes:

Size: (minimum-maximum width) X (minimum-maximum Length)

Wallhanging/Craft: (10"-36") x (10"-53")

Lap/Crib: (36"-50") x (53"-60")

Twin/Single: (65"-81") x (88"-107")

Full/Double: (80"-96") x (88"-107")

Queen: 15:15(86"-102") x (93"-112")

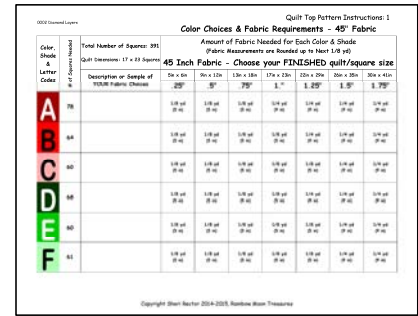
King: (93"-120") x (104"-120")

Available Quilt Top Sizes:	Finished Square	Raw Cut Square
4" x 6"	0.25"	0.75"
9" x 12"	0.5"	1."
13" x 17"	0.75"	1.25"
17" x 23"	1."	1.5"
21" x 29"	1.25"	1.75"
26" x 35"	1.5"	2."
30" x 40"	1.75"	2.25"
34" x 46"	2."	2.5"
38" x 52"	2.25"	2.75"
43" x 58"	2.5"	3."
47" x 63"	2.75"	3.25"
51" x 69"	3."	3.5"
55" x 75"	3.25"	3.75"
60" x 81"	3.5"	4."
64" x 86"	3.75"	4.25"
68" x 92"	4."	4.5"
72" x 98"	4.25"	4.75"
77" x 104"	4.5"	5."
81" x 109"	4.75"	5.25"
85" x 115"	5."	5.5"
89" x 121"	5.25"	5.75"
94" x 127"	5.5"	6."
98" x 132"	5.75"	6.25"
102" x 138"	6."	6.5"
106" x 144"	6.25"	6.75"
111" x 150"	6.5"	7."
115" x 155"	6.75"	7.25"
119" x 161"	7."	7.5"
123" x 167"	7.25"	7.75"
128" x 173"	7.5"	8."
132" x 178"	7.75"	8.25"
136" x 184"	8."	8.5"
140" x 190"	8.25"	8.75"
145" x 196"	8.5"	9."
149" x 201"	8.75"	9.25"

4. DECIDE ON YOUR FABRIC CHOICES

Choose & Purchase your desired fabrics and shades. Examples are on the Variations page to help you see what is possible.

Write your description of the fabric on the Fabric Choices Page and/or attach a snippet of each fabric to the edge of the page for reference.



Color Choices & Fabric Requirements - 45" Fabric

Color, Shade & Letter Code	Final Number of Squares: 991	Quilt Dimensions: 11' x 23' Approx	Amount of Fabric Needed For Each Color & Shade (Fabric Measurements are ROUNDED up to Next 1/8" Size)					
			2 1/2"	3"	3 1/2"	4"	4 1/2"	5"
A			1.00 yd (36 in)	1.00 yd (36 in)	1.00 yd (36 in)	1.00 yd (36 in)	1.00 yd (36 in)	1.00 yd (36 in)
B			1.00 yd (36 in)	1.00 yd (36 in)	1.00 yd (36 in)	1.00 yd (36 in)	1.00 yd (36 in)	1.00 yd (36 in)
C			1.00 yd (36 in)	1.00 yd (36 in)	1.00 yd (36 in)	1.00 yd (36 in)	1.00 yd (36 in)	1.00 yd (36 in)
D			1.00 yd (36 in)	1.00 yd (36 in)	1.00 yd (36 in)	1.00 yd (36 in)	1.00 yd (36 in)	1.00 yd (36 in)
E			1.00 yd (36 in)	1.00 yd (36 in)	1.00 yd (36 in)	1.00 yd (36 in)	1.00 yd (36 in)	1.00 yd (36 in)
F			1.00 yd (36 in)	1.00 yd (36 in)	1.00 yd (36 in)	1.00 yd (36 in)	1.00 yd (36 in)	1.00 yd (36 in)

Choose your FINISHED quilt/square size

5. CUT YOUR FABRIC SQUARES

Cut all squares from your fabrics with the method you feel most comfortable with.

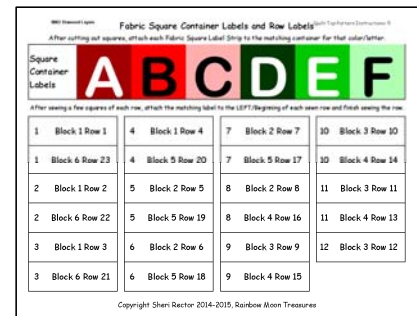
Each quilt top will use only one size square in its pattern. You decide which size you want the finished quilt and choose the appropriate size square according to the chart on the first page of these instructions.

All seam allowances for this quilt are 1/4";
Cut your raw squares 1/2" larger than your finished square size.

6. ORGANIZE YOUR FABRIC SQUARE CONTAINERS AND LABEL THEM

After Cutting, Place each stack/group of different color/shade squares into a separate container; A plastic bag, bowl or other container for each color/shade.

Label each container with the matching letter/color label on the Labels Page. Make sure all the containers are within reach of your sewing machine.



Fabric Square Container Labels and Row Labels

Letter/Color	A	B	C	D	E	F
1 Block 1 Row 1	4 Block 1 Row 4	7 Block 2 Row 7	10 Block 3 Row 10			
1 Block 6 Row 23	4 Block 5 Row 20	7 Block 5 Row 17	10 Block 4 Row 14			
2 Block 1 Row 2	5 Block 2 Row 5	8 Block 2 Row 8	11 Block 3 Row 11			
2 Block 6 Row 22	5 Block 5 Row 19	8 Block 4 Row 16	11 Block 4 Row 13			
3 Block 1 Row 3	6 Block 2 Row 6	9 Block 3 Row 9	12 Block 3 Row 12			
3 Block 6 Row 21	6 Block 5 Row 18	9 Block 4 Row 15				

Use the letter codes on the Row Pattern Pages and the fabric square containers to select the correct next fabric square to sew.

7. SEW THE REQUIRED NUMBER OF COPIES OF EACH NUMBERED ROW

The Row Sewing Instruction Pages use both color and letter to indicate the identity of each square in the pattern.

Sew the indicated number of copies of each row. Some patterns may only have one or two rows that have multiple copies, so if there is more than one label with that number, double check the Row Sewing Guide.



To keep track of where you are in the row, cross off each square on the pattern page as you finish adding that fabric square to all copies of each row you sew.

8. ADD LABELS FROM LABEL PAGE TO THE LEFT END OF EACH ROW

After you sew a few squares in a row, Pin the appropriate label from the label page to the LEFT/BEGINNING side of each row.




Safety Pins are a safe and hassle free way to attach the labels to each row.

These labels will allow you to sew the correct rows together without worrying about losing track of which row is which.

9. SEW ROWS TOGETHER IN PAIRS

- Block 1 Row 1 --> Block 1 Row 2
- Block 1 Row 3 --> Block 1 Row 4
- Block 2 Row 5 --> Block 2 Row 6
- Block 2 Row 7 --> Block 2 Row 8
- Block 3 Row 9 --> Block 3 Row 10
- Block 3 Row 11 --> Block 3 Row 12
- Block 4 Row 13 --> Block 4 Row 14
- Block 4 Row 15 --> Block 4 Row 16
- Block 5 Row 17 --> Block 5 Row 18
- Block 5 Row 19 --> Block 5 Row 20
- Block 6 Row 21 --> Block 6 Row 22
- At this point, do nothing with Block 6 Row 23



Sew rows together in pairs according to the label data

Sew the rows together with labels at the SAME end NOT OPPOSITE ends of the row.

10. SEW GROUPS OF 2 ROWS TOGETHER

Block 1 Row 1/2 --> Block 1 Row 3/4

Block 2 Row 5/6 --> Block 2 Row 7/8

Block 3 Row 9/10 --> Block 3 Row 11/12

Block 4 Row 13/14 --> Block 4 Row 15/16

Block 5 Row 17/18 --> Block 5 Row 19/20

Block 6 Row 21/22 --> Block 6 Row 23

Sew pairs of rows together into blocks according to the label data

11. SEW BLOCKS TOGETHER IN PAIRS

Block 1 --> Block 2

Block 3 --> Block 4

Block 5 --> Block 6

Sew blocks together in pairs of blocks according to the label data

12. SEW GROUPS OF 2 BLOCKS TOGETHER

Blocks 1/2 --> Blocks 3/4

At this point, do nothing with Blocks 5/6

Sew block groupings together according to the label data

13. SEW GROUPS OF 4 BLOCKS TOGETHER

Blocks 1/2/3/4 --> Blocks 5/6

Sew block groupings together according to the label data

Congratulations! Your quilt top is completed.

Layer and Bind Quilt

Finish layering and binding your quilt with whichever methods you choose.

There are many places online that show how to layer and bind a quilt.

Take a look and see my Pattern Stores online:

You can see and buy all my other patterns on Etsy.com & Craftsy.com at:

<https://www.etsy.com/shop/RainbowMoonServices>

<http://www.craftsy.com/user/2948514/pattern-store>

You can view my Business Page and join my Pattern Group on Facebook.com (and get notifications of any NEW patterns) at:

<https://www.facebook.com/RainbowMoonTreasuresQuilting/>

<https://www.facebook.com/groups/rainbowmoonquilts/>

Some FREE patterns I am offering on Craftsy.com:



<http://www.craftsy.com/pattern/quilting/home-decor/0003-3d-checkers/94860>

<http://www.craftsy.com/pattern/quilting/home-decor/0002-diamond-layers/117520>

<http://www.craftsy.com/pattern/quilting/home-decor/0033-smiles-and-happy-faces-quilt-patter/122251>

<http://www.craftsy.com/pattern/quilting/home-decor/0115-american-flag-quilt-pattern/144134>

Color Choices & Fabric Requirements - 45" Fabric

Color, Shade & Letter Codes	# of Squares Needed	Total Number of Squares: 391 Quilt Dimensions: 17 x 23 Squares	Amount of Fabric Needed for Each Color & Shade (Fabric Measurements are Rounded up to Next 1/8 yd)						
			34in x 46in	39in x 52in	43in x 58in	47in x 64in	51in x 69in	56in x 75in	60in x 81in
45 Inch Fabric - Choose your FINISHED quilt/square size			2."	2.25"	2.5"	2.75"	3."	3.25"	3.5"
A	78	Description or Sample of YOUR Fabric Choices	3/8 yd (14 in)	3/8 yd (14 in)	1/2 yd (18 in)	1/2 yd (18 in)	5/8 yd (23 in)	3/4 yd (27 in)	7/8 yd (32 in)
B	64		1/4 yd (9 in)	1/4 yd (9 in)	3/8 yd (14 in)	1/2 yd (18 in)	1/2 yd (18 in)	5/8 yd (23 in)	5/8 yd (23 in)
C	60		1/4 yd (9 in)	1/4 yd (9 in)	3/8 yd (14 in)	1/2 yd (18 in)	1/2 yd (18 in)	1/2 yd (18 in)	5/8 yd (23 in)
D	68		1/4 yd (9 in)	3/8 yd (14 in)	3/8 yd (14 in)	1/2 yd (18 in)	1/2 yd (18 in)	5/8 yd (23 in)	3/4 yd (27 in)
E	60		1/4 yd (9 in)	1/4 yd (9 in)	3/8 yd (14 in)	1/2 yd (18 in)	1/2 yd (18 in)	1/2 yd (18 in)	5/8 yd (23 in)
F	61		1/4 yd (9 in)	1/4 yd (9 in)	3/8 yd (14 in)	1/2 yd (18 in)	1/2 yd (18 in)	5/8 yd (23 in)	5/8 yd (23 in)

Color Choices & Fabric Requirements - 45" Fabric

Color, Shade & Letter Codes	# of Squares Needed	Total Number of Squares: 391 Quilt Dimensions: 17 x 23 Squares	Amount of Fabric Needed for Each Color & Shade (Fabric Measurements are Rounded up to Next 1/8 yd)							
			45 Inch Fabric - Choose your FINISHED quilt/square size							
			64in x 87in	68in x 92in	73in x 98in	77in x 104in	81in x 110in	85in x 115in	90in x 121in	
		Description or Sample of YOUR Fabric Choices	3.75"	4."	4.25"	4.5"	4.75"	5."	5.25"	
A	78		7/8 yd (32 in)	1 yd (36 in)	1 1/8 yd (41 in)	1 1/8 yd (41 in)	1 3/8 yd (50 in)	1 1/2 yd (54 in)	1 1/2 yd (54 in)	1 1/4 yd (45 in)
B	64		3/4 yd (27 in)	7/8 yd (32 in)	1 yd (36 in)	1 yd (36 in)	1 1/8 yd (41 in)	1 1/8 yd (41 in)	1 1/8 yd (41 in)	1 1/4 yd (45 in)
C	60		5/8 yd (23 in)	3/4 yd (27 in)	7/8 yd (32 in)	7/8 yd (32 in)	1 1/8 yd (41 in)	1 1/8 yd (41 in)	1 1/8 yd (41 in)	1 1/4 yd (45 in)
D	68		3/4 yd (27 in)	7/8 yd (32 in)	1 yd (36 in)	1 yd (36 in)	1 1/4 yd (45 in)	1 1/4 yd (45 in)	1 1/4 yd (45 in)	1 3/8 yd (50 in)
E	60		5/8 yd (23 in)	3/4 yd (27 in)	7/8 yd (32 in)	7/8 yd (32 in)	1 1/8 yd (41 in)	1 1/8 yd (41 in)	1 1/8 yd (41 in)	1 1/4 yd (45 in)
F	61		3/4 yd (27 in)	7/8 yd (32 in)	7/8 yd (32 in)	7/8 yd (32 in)	1 1/8 yd (41 in)	1 1/8 yd (41 in)	1 1/8 yd (41 in)	1 1/4 yd (45 in)

Color Choices & Fabric Requirements - 45" Fabric

Color, Shade & Letter Codes	# of Squares Needed	Total Number of Squares: 391 Quilt Dimensions: 17 x 23 Squares	Amount of Fabric Needed for Each Color & Shade (Fabric Measurements are Rounded up to Next 1/8 yd)						
			45 Inch Fabric - Choose your FINISHED quilt/square size						
			94in x 127in	98in x 133in	102in x 138in	107in x 144in	111in x 150in	115in x 156in	119in x 161in
			5.5"	5.75"	6."	6.25"	6.5"	6.75"	7."
	78		1 7/8 yd (68 in)	2 yd (72 in)	2 yd (72 in)	2 1/8 yd (77 in)	2 3/8 yd (86 in)	2 1/2 yd (90 in)	2 5/8 yd (95 in)
	64		1 5/8 yd (59 in)	1 5/8 yd (59 in)	1 3/4 yd (63 in)	1 3/4 yd (63 in)	2 yd (72 in)	2 1/8 yd (77 in)	2 1/4 yd (81 in)
	60		1 3/8 yd (50 in)	1 1/2 yd (54 in)	1 1/2 yd (54 in)	1 5/8 yd (59 in)	1 7/8 yd (68 in)	1 7/8 yd (68 in)	2 yd (72 in)
	68		1 5/8 yd (59 in)	1 5/8 yd (59 in)	1 3/4 yd (63 in)	1 3/4 yd (63 in)	2 1/4 yd (81 in)	2 1/4 yd (81 in)	2 3/8 yd (86 in)
	60		1 3/8 yd (50 in)	1 1/2 yd (54 in)	1 1/2 yd (54 in)	1 5/8 yd (59 in)	1 7/8 yd (68 in)	1 7/8 yd (68 in)	2 yd (72 in)
	61		1 3/8 yd (50 in)	1 1/2 yd (54 in)	1 1/2 yd (54 in)	1 5/8 yd (59 in)	2 yd (72 in)	2 1/8 yd (77 in)	2 1/4 yd (81 in)

Color Choices & Fabric Requirements - 45" Fabric

Color, Shade & Letter Codes	# of Squares Needed	Total Number of Squares: 391 Quilt Dimensions: 17 x 23 Squares	Amount of Fabric Needed for Each Color & Shade (Fabric Measurements are Rounded up to Next 1/8 yd)						
			45 Inch Fabric - Choose your FINISHED quilt/square size						
			124in x 167in	128in x 173in	132in x 179in	136in x 184in	141in x 190in	145in x 196in	149in x 202in
			7.25"	7.5"	7.75"	8."	8.25"	8.5"	8.75"
A	78		2 5/8 yd (95 in)	2 3/4 yd (99 in)	2 7/8 yd (104 in)	3 5/8 yd (131 in)	3 3/4 yd (135 in)	3 7/8 yd (140 in)	4 yd (144 in)
B	64		2 1/4 yd (81 in)	2 3/8 yd (86 in)	2 3/8 yd (86 in)	3 yd (108 in)	3 yd (108 in)	3 1/8 yd (113 in)	3 1/4 yd (117 in)
C	60		2 1/8 yd (77 in)	2 1/8 yd (77 in)	2 1/4 yd (81 in)	2 3/4 yd (99 in)	2 3/4 yd (99 in)	2 7/8 yd (104 in)	3 yd (108 in)
D	68		2 1/2 yd (90 in)	2 1/2 yd (90 in)	2 5/8 yd (95 in)	3 1/8 yd (113 in)	3 1/4 yd (117 in)	3 3/8 yd (122 in)	3 1/2 yd (126 in)
E	60		2 1/8 yd (77 in)	2 1/8 yd (77 in)	2 1/4 yd (81 in)	2 3/4 yd (99 in)	2 3/4 yd (99 in)	2 7/8 yd (104 in)	3 yd (108 in)
F	61		2 1/4 yd (81 in)	2 3/8 yd (86 in)	2 3/8 yd (86 in)	3 yd (108 in)	3 yd (108 in)	3 1/8 yd (113 in)	3 1/4 yd (117 in)

Color Choices & Fabric Requirements - 60" Fabric

Color, Shade & Letter Codes	# of Squares Needed	Total Number of Squares: 391 Quilt Dimensions: 17 x 23 Squares	Amount of Fabric Needed for Each Color & Shade (Fabric Measurements are Rounded up to Next 1/8 yd)						
			5 in x 6 in	9 in x 12 in	13 in x 18 in	17 in x 23 in	22 in x 29 in	26 in x 35 in	30 in x 41 in
		Description or Sample of YOUR Fabric Choices	.25"	.5"	.75"	1."	1.25"	1.5"	1.75"
A	78		1/8 yd (5 in)	1/8 yd (5 in)	1/8 yd (5 in)	1/8 yd (5 in)	1/8 yd (5 in)	1/8 yd (5 in)	1/4 yd (9 in)
B	64		1/8 yd (5 in)	1/8 yd (5 in)	1/8 yd (5 in)	1/8 yd (5 in)	1/8 yd (5 in)	1/8 yd (5 in)	1/4 yd (9 in)
C	60		1/8 yd (5 in)	1/8 yd (5 in)	1/8 yd (5 in)	1/8 yd (5 in)	1/8 yd (5 in)	1/8 yd (5 in)	1/4 yd (9 in)
D	68		1/8 yd (5 in)	1/8 yd (5 in)	1/8 yd (5 in)	1/8 yd (5 in)	1/8 yd (5 in)	1/8 yd (5 in)	1/4 yd (9 in)
E	60		1/8 yd (5 in)	1/8 yd (5 in)	1/8 yd (5 in)	1/8 yd (5 in)	1/8 yd (5 in)	1/8 yd (5 in)	1/4 yd (9 in)
F	61		1/8 yd (5 in)	1/8 yd (5 in)	1/8 yd (5 in)	1/8 yd (5 in)	1/8 yd (5 in)	1/8 yd (5 in)	1/4 yd (9 in)

Color Choices & Fabric Requirements - 60" Fabric

Color, Shade & Letter Codes	# of Squares Needed	Total Number of Squares: 391 Quilt Dimensions: 17 x 23 Squares Description or Sample of YOUR Fabric Choices	Amount of Fabric Needed for Each Color & Shade (Fabric Measurements are Rounded up to Next 1/8 yd)						
			34in x 46in	39in x 52in	43in x 58in	47in x 64in	51in x 69in	56in x 75in	60in x 81in
A	78		2."	2.25"	2.5"	2.75"	3."	3.25"	3.5"
B	64		1/4 yd (9 in)	1/4 yd (9 in)	3/8 yd (14 in)	1/2 yd (18 in)	1/2 yd (18 in)	5/8 yd (23 in)	5/8 yd (23 in)
C	60		1/4 yd (9 in)	1/4 yd (9 in)	3/8 yd (14 in)	3/8 yd (14 in)	3/8 yd (14 in)	1/2 yd (18 in)	1/2 yd (18 in)
D	68		1/4 yd (9 in)	1/4 yd (9 in)	3/8 yd (14 in)	3/8 yd (14 in)	1/2 yd (18 in)	1/2 yd (18 in)	1/2 yd (18 in)
E	60		1/4 yd (9 in)	1/4 yd (9 in)	3/8 yd (14 in)	3/8 yd (14 in)	3/8 yd (14 in)	3/8 yd (14 in)	1/2 yd (18 in)
F	61		1/4 yd (9 in)	1/4 yd (9 in)	3/8 yd (14 in)	3/8 yd (14 in)	3/8 yd (14 in)	1/2 yd (18 in)	1/2 yd (18 in)

Color Choices & Fabric Requirements - 60" Fabric

Color, Shade & Letter Codes	# of Squares Needed	Total Number of Squares: 391 Quilt Dimensions: 17 x 23 Squares Description or Sample of YOUR Fabric Choices	Amount of Fabric Needed for Each Color & Shade (Fabric Measurements are Rounded up to Next 1/8 yd)							
			60 Inch Fabric - Choose your FINISHED quilt/square size							
			64in x 87in	68in x 92in	73in x 98in	77in x 104in	81in x 110in	85in x 115in	90in x 121in	
A	78		3.75"	4."	4.25"	4.5"	4.75"	5."	5.25"	1 1/4 yd (45 in)
B	64		5/8 yd (23 in)	3/4 yd (27 in)	7/8 yd (32 in)	1 yd (36 in)	1 1/8 yd (41 in)	1 1/8 yd (41 in)	1 1/8 yd (41 in)	1 1/8 yd (41 in)
C	60		5/8 yd (23 in)	5/8 yd (23 in)	3/4 yd (27 in)	3/4 yd (27 in)	7/8 yd (32 in)	7/8 yd (32 in)	7/8 yd (32 in)	7/8 yd (32 in)
D	68		5/8 yd (23 in)	3/4 yd (27 in)	3/4 yd (27 in)	7/8 yd (32 in)	1 yd (36 in)	1 yd (36 in)	1 yd (36 in)	1 1/8 yd (41 in)
E	60		5/8 yd (23 in)	5/8 yd (23 in)	5/8 yd (23 in)	3/4 yd (27 in)	7/8 yd (32 in)	7/8 yd (32 in)	7/8 yd (32 in)	7/8 yd (32 in)
F	61		5/8 yd (23 in)	5/8 yd (23 in)	3/4 yd (27 in)	3/4 yd (27 in)	7/8 yd (32 in)	7/8 yd (32 in)	1 yd (36 in)	1 1/8 yd (41 in)

Color Choices & Fabric Requirements - 60" Fabric

Color, Shade & Letter Codes	# of Squares Needed	Total Number of Squares: 391 Quilt Dimensions: 17 x 23 Squares Description or Sample of YOUR Fabric Choices	Amount of Fabric Needed for Each Color & Shade (Fabric Measurements are Rounded up to Next 1/8 yd)						
			94in x 127in	98in x 133in	102in x 138in	107in x 144in	111in x 150in	115in x 156in	119in x 161in
			5.5"	5.75"	6."	6.25"	6.5"	6.75"	7."
A	78		1 1/4 yd (45 in)	1 1/2 yd (54 in)	1 1/2 yd (54 in)	1 5/8 yd (59 in)	1 7/8 yd (68 in)	1 7/8 yd (68 in)	2 yd (72 in)
B	64		1 1/8 yd (41 in)	1 3/8 yd (50 in)	1 3/8 yd (50 in)	1 1/2 yd (54 in)	1 1/2 yd (54 in)	1 1/2 yd (54 in)	1 5/8 yd (59 in)
C	60		1 yd (36 in)	1 1/8 yd (41 in)	1 1/4 yd (45 in)	1 1/4 yd (45 in)	1 1/2 yd (54 in)	1 1/2 yd (54 in)	1 5/8 yd (59 in)
D	68		1 1/8 yd (41 in)	1 3/8 yd (50 in)	1 3/8 yd (50 in)	1 1/2 yd (54 in)	1 5/8 yd (59 in)	1 3/4 yd (63 in)	1 3/4 yd (63 in)
E	60		1 yd (36 in)	1 1/8 yd (41 in)	1 1/4 yd (45 in)	1 1/4 yd (45 in)	1 1/2 yd (54 in)	1 1/2 yd (54 in)	1 5/8 yd (59 in)
F	61		1 1/8 yd (41 in)	1 1/8 yd (41 in)	1 1/4 yd (45 in)	1 1/4 yd (45 in)	1 1/2 yd (54 in)	1 1/2 yd (54 in)	1 5/8 yd (59 in)

Color Choices & Fabric Requirements - 60" Fabric

Color, Shade & Letter Codes	# of Squares Needed	Total Number of Squares: 391 Quilt Dimensions: 17 x 23 Squares	Amount of Fabric Needed for Each Color & Shade (Fabric Measurements are Rounded up to Next 1/8 yd)						
			124in x 167in	128in x 173in	132in x 179in	136in x 184in	141in x 190in	145in x 196in	149in x 202in
Description or Sample of YOUR Fabric Choices			7.25"	7.5"	7.75"	8."	8.25"	8.5"	8.75"
A	78		2 1/8 yd (77 in)	2 1/2 yd (90 in)	2 5/8 yd (95 in)	2 3/4 yd (99 in)	2 3/4 yd (99 in)	2 7/8 yd (104 in)	3 1/4 yd (117 in)
B	64		1 5/8 yd (59 in)	2 1/8 yd (77 in)	2 1/4 yd (81 in)	2 1/4 yd (81 in)	2 3/8 yd (86 in)	2 3/8 yd (86 in)	2 3/4 yd (99 in)
C	60		1 5/8 yd (59 in)	1 7/8 yd (68 in)	2 yd (72 in)	2 yd (72 in)	2 1/8 yd (77 in)	2 1/8 yd (77 in)	2 1/2 yd (90 in)
D	68		1 7/8 yd (68 in)	2 1/8 yd (77 in)	2 1/4 yd (81 in)	2 1/4 yd (81 in)	2 3/8 yd (86 in)	2 3/8 yd (86 in)	3 yd (108 in)
E	60		1 5/8 yd (59 in)	1 7/8 yd (68 in)	2 yd (72 in)	2 yd (72 in)	2 1/8 yd (77 in)	2 1/8 yd (77 in)	2 1/2 yd (90 in)
F	61		1 5/8 yd (59 in)	1 7/8 yd (68 in)	2 yd (72 in)	2 yd (72 in)	2 1/8 yd (77 in)	2 1/8 yd (77 in)	2 3/4 yd (99 in)

Fabric Square Container Labels and Row Labels

After cutting out squares, attach each Fabric Square Label Strip to the matching container for that color/letter.



After sewing a few squares of each row, attach the matching label to the LEFT/Beginning of each sewn row and finish sewing the row.

1	Block 1 Row 1	4	Block 1 Row 4	7	Block 2 Row 7	10	Block 3 Row 10
1	Block 6 Row 23	4	Block 5 Row 20	7	Block 5 Row 17	10	Block 4 Row 14
2	Block 1 Row 2	5	Block 2 Row 5	8	Block 2 Row 8	11	Block 3 Row 11
2	Block 6 Row 22	5	Block 5 Row 19	8	Block 4 Row 16	11	Block 4 Row 13
3	Block 1 Row 3	6	Block 2 Row 6	9	Block 3 Row 9	12	Block 3 Row 12
3	Block 6 Row 21	6	Block 5 Row 18	9	Block 4 Row 15		

Individual Row Sewing Instructions

- 1 Sew 2 copies of this row. Pin labels (from label page) from #1, to beginning/left of each row. Cross off each square when done.



- 2 Sew 2 copies of this row. Pin labels (from label page) from #2, to beginning/left of each row. Cross off each square when done.



- 3 Sew 2 copies of this row. Pin labels (from label page) from #3, to beginning/left of each row. Cross off each square when done.



- 4 Sew 2 copies of this row. Pin labels (from label page) from #4, to beginning/left of each row. Cross off each square when done.



- 5 Sew 2 copies of this row. Pin labels (from label page) from #5, to beginning/left of each row. Cross off each square when done.



- 6 Sew 2 copies of this row. Pin labels (from label page) from #6, to beginning/left of each row. Cross off each square when done.

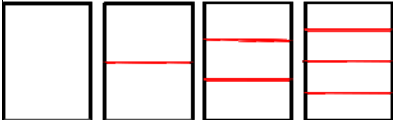
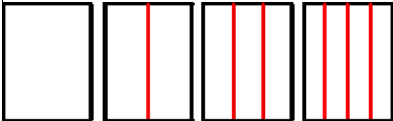
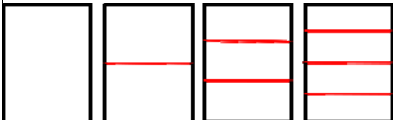
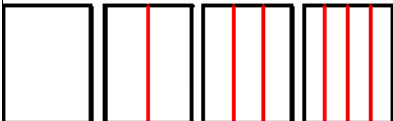


Individual Row Sewing Instructions

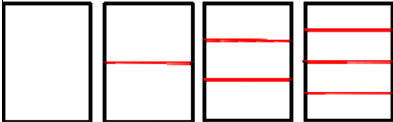
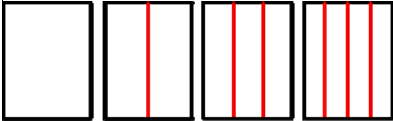
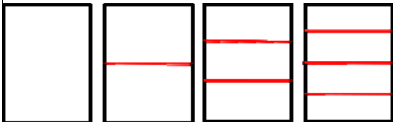
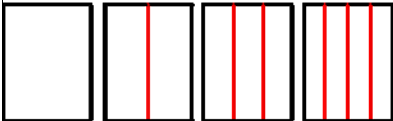
- 7 Sew 2 copies of this row. Pin labels (from label page) from #7, to beginning/left of each row. Cross off each square when done.
- 
- 8 Sew 2 copies of this row. Pin labels (from label page) from #8, to beginning/left of each row. Cross off each square when done.
- 
- 9 Sew 2 copies of this row. Pin labels (from label page) from #9, to beginning/left of each row. Cross off each square when done.
- 
- 10 Sew 2 copies of this row. Pin labels (from label page) from #10, to beginning/left of each row. Cross off each square when done.
- 
- 11 Sew 2 copies of this row. Pin labels (from label page) from #11, to beginning/left of each row. Cross off each square when done.
- 
- 12 Sew 1 copies of this row. Pin labels (from label page) from #12, to beginning/left of each row. Cross off each square when done.
- 

Quilt Backing Fabric Sizes

Backing with No Extra Fabric on Edges Measurements Rounded up to Next 1/8 yd

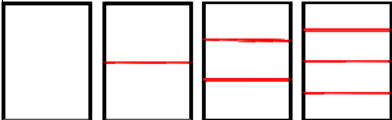
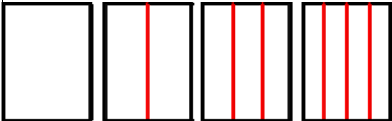
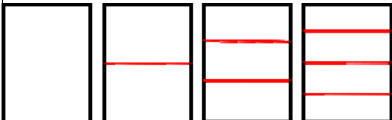
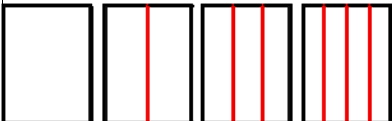
Quilt Dimensions	5in x 6in	9in x 12in	13in x 18in	17in x 23in	22in x 29in	26in x 35in	30in x 41in
17 x 23 Squares	.25"	.5"	.75"	1."	1.25"	1.5"	1.75"
Direction of Seams	45 Inch Fabric - No Extra Fabric on Edges						
 Seams Parallel Short Edge	2/8 yd (9 in)	3/8 yd (14 in)	4/8 yd (18 in)	6/8 yd (27 in)	7/8 yd (32 in)	1 yd (36 in)	1 2/8 yd (45 in)
 Seams Parallel Long Edge	2/8 yd (9 in)	2/8 yd (9 in)	3/8 yd (14 in)	4/8 yd (18 in)	5/8 yd (23 in)	6/8 yd (27 in)	1 6/8 yd (63 in)
Direction of Seams	60 Inch Fabric - No Extra Fabric on Edges						
 Seams Parallel Short Edge	2/8 yd (9 in)	3/8 yd (14 in)	4/8 yd (18 in)	6/8 yd (27 in)	7/8 yd (32 in)	1 yd (36 in)	1 2/8 yd (45 in)
 Seams Parallel Long Edge	2/8 yd (9 in)	2/8 yd (9 in)	3/8 yd (14 in)	4/8 yd (18 in)	5/8 yd (23 in)	6/8 yd (27 in)	7/8 yd (32 in)

Backing with 4" of Extra Fabric on Edges Measurements Rounded up to Next 1/8 yd

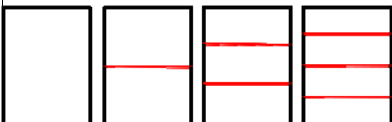
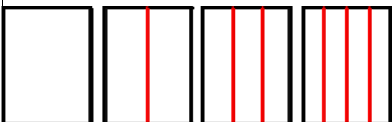
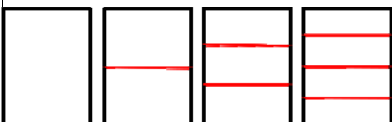
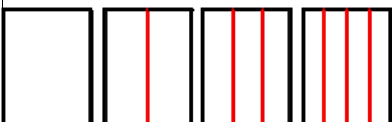
Quilt Dimensions	5in x 6in	9in x 12in	13in x 18in	17in x 23in	22in x 29in	26in x 35in	30in x 41in
17 x 23 Squares	.25"	.5"	.75"	1."	1.25"	1.5"	1.75"
Direction of Seams	45 Inch Fabric - 4" Extra on Edges						
 Seams Parallel Short Edge	4/8 yd (18 in)	5/8 yd (23 in)	6/8 yd (27 in)	7/8 yd (32 in)	1 1/8 yd (41 in)	1 2/8 yd (45 in)	1 3/8 yd (50 in)
 Seams Parallel Long Edge	4/8 yd (18 in)	5/8 yd (23 in)	6/8 yd (27 in)	7/8 yd (32 in)	1 yd (36 in)	2 1/8 yd (77 in)	2 2/8 yd (81 in)
Direction of Seams	60 Inch Fabric - 4" Extra on Edges						
 Seams Parallel Short Edge	5/8 yd (23 in)	6/8 yd (27 in)	7/8 yd (32 in)	1 yd (36 in)	1 2/8 yd (45 in)	1 3/8 yd (50 in)	1 4/8 yd (54 in)
 Seams Parallel Long Edge	4/8 yd (18 in)	5/8 yd (23 in)	6/8 yd (27 in)	7/8 yd (32 in)	1 yd (36 in)	1 1/8 yd (41 in)	1 2/8 yd (45 in)

Quilt Backing Fabric Sizes

Backing with No Extra Fabric on Edges Measurements Rounded up to Next 1/8 yd

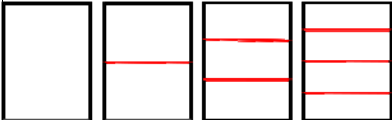
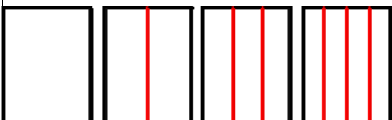
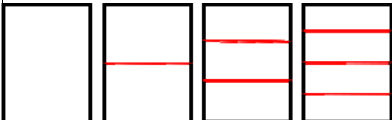
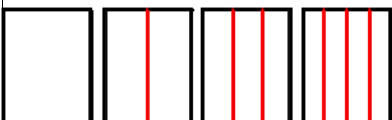
Quilt Dimensions	34in x 46in	39in x 52in	43in x 58in	47in x 64in	51in x 69in	56in x 75in	60in x 81in
17 x 23 Squares	2."	2.25"	2.5"	2.75"	3."	3.25"	3.5"
Direction of Seams	45 Inch Fabric - No Extra Fabric on Edges						
 Seams Parallel Short Edge	1 3/8 yd (50 in)	1 4/8 yd (54 in)	3 2/8 yd (117 in)	3 5/8 yd (131 in)	3 7/8 yd (140 in)	4 2/8 yd (153 in)	4 4/8 yd (162 in)
 Seams Parallel Long Edge	2 yd (72 in)	2 2/8 yd (81 in)	2 4/8 yd (90 in)	2 5/8 yd (95 in)	2 7/8 yd (104 in)	3 1/8 yd (113 in)	3 3/8 yd (122 in)
Direction of Seams	60 Inch Fabric - No Extra Fabric on Edges						
 Seams Parallel Short Edge	1 3/8 yd (50 in)	1 4/8 yd (54 in)	1 5/8 yd (59 in)	1 7/8 yd (68 in)	2 yd (72 in)	4 2/8 yd (153 in)	4 4/8 yd (162 in)
 Seams Parallel Long Edge	1 yd (36 in)	1 1/8 yd (41 in)	1 2/8 yd (45 in)	1 3/8 yd (50 in)	1 4/8 yd (54 in)	3 1/8 yd (113 in)	3 3/8 yd (122 in)

Backing with 4" of Extra Fabric on Edges Measurements Rounded up to Next 1/8 yd

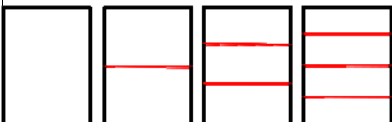
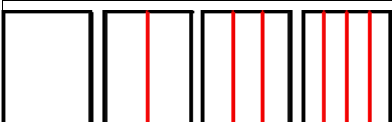
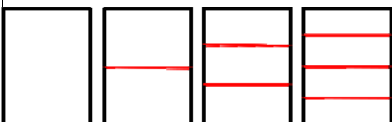
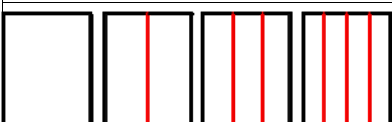
Quilt Dimensions	34in x 46in	39in x 52in	43in x 58in	47in x 64in	51in x 69in	56in x 75in	60in x 81in
17 x 23 Squares	2."	2.25"	2.5"	2.75"	3."	3.25"	3.5"
Direction of Seams	45 Inch Fabric - 4" Extra on Edges						
 Seams Parallel Short Edge	3 yd (108 in)	3 3/8 yd (122 in)	3 6/8 yd (135 in)	4 yd (144 in)	4 3/8 yd (158 in)	4 5/8 yd (167 in)	5 yd (180 in)
 Seams Parallel Long Edge	2 4/8 yd (90 in)	2 6/8 yd (99 in)	3 yd (108 in)	3 2/8 yd (117 in)	3 4/8 yd (126 in)	5 4/8 yd (198 in)	5 7/8 yd (212 in)
Direction of Seams	60 Inch Fabric - 4" Extra on Edges						
 Seams Parallel Short Edge	1 5/8 yd (59 in)	1 7/8 yd (68 in)	2 yd (72 in)	4 1/8 yd (149 in)	4 4/8 yd (162 in)	4 6/8 yd (171 in)	5 1/8 yd (185 in)
 Seams Parallel Long Edge	1 3/8 yd (50 in)	1 4/8 yd (54 in)	1 5/8 yd (59 in)	3 2/8 yd (117 in)	3 4/8 yd (126 in)	3 6/8 yd (135 in)	4 yd (144 in)

Quilt Backing Fabric Sizes

Backing with No Extra Fabric on Edges Measurements Rounded up to Next 1/8 yd

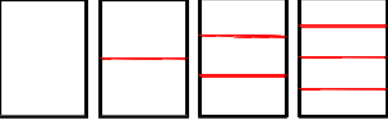
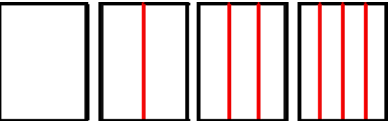
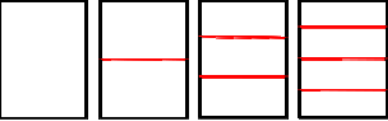

Quilt Dimensions	64in x 87in	68in x 92in	73in x 98in	77in x 104in	81in x 110in	85in x 115in	90in x 121in
17 x 23 Squares	3.75"	4."	4.25"	4.5"	4.75"	5."	5.25"
Direction of Seams	45 Inch Fabric - No Extra Fabric on Edges						
 Seams Parallel Short Edge	4 7/8 yd (176 in)	5 1/8 yd (185 in)	5 4/8 yd (198 in)	5 7/8 yd (212 in)	6 1/8 yd (221 in)	9 5/8 yd (347 in)	10 1/8 yd (365 in)
 Seams Parallel Long Edge	5 3/8 yd (194 in)	5 6/8 yd (207 in)	6 1/8 yd (221 in)	6 4/8 yd (234 in)	6 6/8 yd (243 in)	7 1/8 yd (257 in)	7 4/8 yd (270 in)
Direction of Seams	60 Inch Fabric - No Extra Fabric on Edges						
 Seams Parallel Short Edge	4 7/8 yd (176 in)	5 1/8 yd (185 in)	5 4/8 yd (198 in)	5 7/8 yd (212 in)	6 1/8 yd (221 in)	6 4/8 yd (234 in)	6 6/8 yd (243 in)
 Seams Parallel Long Edge	3 5/8 yd (131 in)	3 7/8 yd (140 in)	4 1/8 yd (149 in)	4 3/8 yd (158 in)	4 4/8 yd (162 in)	4 6/8 yd (171 in)	5 yd (180 in)

Backing with 4" of Extra Fabric on Edges Measurements Rounded up to Next 1/8 yd

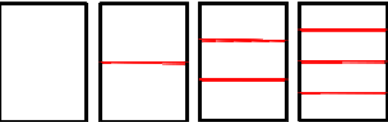
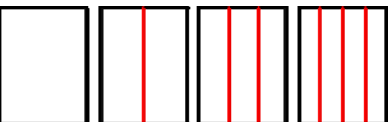
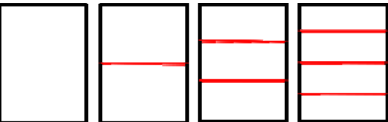
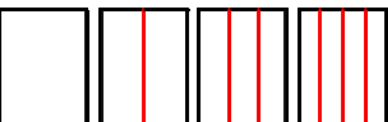
Quilt Dimensions	64in x 87in	68in x 92in	73in x 98in	77in x 104in	81in x 110in	85in x 115in	90in x 121in
17 x 23 Squares	3.75"	4."	4.25"	4.5"	4.75"	5."	5.25"
Direction of Seams	45 Inch Fabric - 4" Extra on Edges						
 Seams Parallel Short Edge	5 3/8 yd (194 in)	5 5/8 yd (203 in)	6 yd (216 in)	9 3/8 yd (338 in)	9 7/8 yd (356 in)	10 2/8 yd (369 in)	10 6/8 yd (387 in)
 Seams Parallel Long Edge	6 1/8 yd (221 in)	6 4/8 yd (234 in)	6 7/8 yd (248 in)	7 2/8 yd (261 in)	7 5/8 yd (275 in)	7 7/8 yd (284 in)	11 1/8 yd (401 in)
Direction of Seams	60 Inch Fabric - 4" Extra on Edges						
 Seams Parallel Short Edge	5 4/8 yd (198 in)	5 6/8 yd (207 in)	6 1/8 yd (221 in)	6 3/8 yd (230 in)	6 6/8 yd (243 in)	7 yd (252 in)	7 3/8 yd (266 in)
 Seams Parallel Long Edge	4 1/8 yd (149 in)	4 3/8 yd (158 in)	4 5/8 yd (167 in)	4 7/8 yd (176 in)	5 1/8 yd (185 in)	5 3/8 yd (194 in)	5 5/8 yd (203 in)

Quilt Backing Fabric Sizes

Backing with No Extra Fabric on Edges Measurements Rounded up to Next 1/8 yd

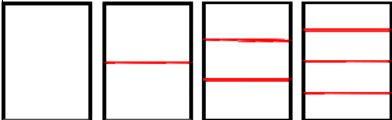
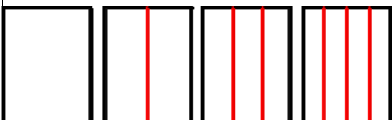
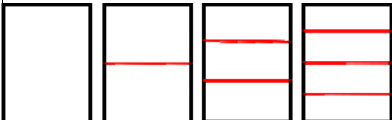
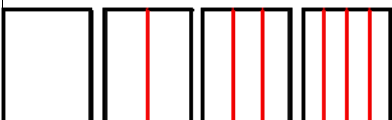
Quilt Dimensions	94in x 127in	98in x 133in	102in x 138in	107in x 144in	111in x 150in	115in x 156in	119in x 161in
17 x 23 Squares	5.5"	5.75"	6."	6.25"	6.5"	6.75"	7."
Direction of Seams	45 Inch Fabric - No Extra Fabric on Edges						
 Seams Parallel Short Edge	10 5/8 yd (383 in)	11 1/8 yd (401 in)	11 4/8 yd (414 in)	12 yd (432 in)	12 4/8 yd (450 in)	13 yd (468 in)	13 4/8 yd (486 in)
 Seams Parallel Long Edge	10 4/8 yd (378 in)	11 yd (396 in)	11 3/8 yd (410 in)	12 yd (432 in)	12 3/8 yd (446 in)	12 7/8 yd (464 in)	13 2/8 yd (477 in)
Direction of Seams	60 Inch Fabric - No Extra Fabric on Edges						
 Seams Parallel Short Edge	7 1/8 yd (257 in)	7 4/8 yd (270 in)	7 6/8 yd (279 in)	8 yd (288 in)	12 4/8 yd (450 in)	13 yd (468 in)	13 4/8 yd (486 in)
 Seams Parallel Long Edge	5 2/8 yd (189 in)	5 4/8 yd (198 in)	5 6/8 yd (207 in)	6 yd (216 in)	9 2/8 yd (333 in)	9 5/8 yd (347 in)	10 yd (360 in)

Backing with 4" of Extra Fabric on Edges Measurements Rounded up to Next 1/8 yd

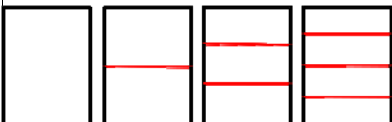
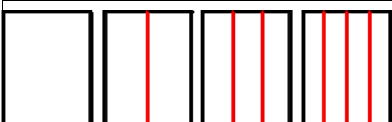
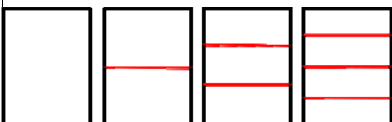
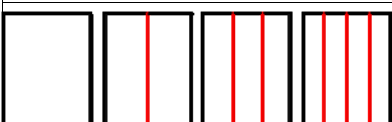
Quilt Dimensions	94in x 127in	98in x 133in	102in x 138in	107in x 144in	111in x 150in	115in x 156in	119in x 161in
17 x 23 Squares	5.5"	5.75"	6."	6.25"	6.5"	6.75"	7."
Direction of Seams	45 Inch Fabric - 4" Extra on Edges						
 Seams Parallel Short Edge	11 2/8 yd (405 in)	11 6/8 yd (423 in)	12 2/8 yd (441 in)	12 6/8 yd (459 in)	13 2/8 yd (477 in)	13 6/8 yd (495 in)	18 7/8 yd (680 in)
 Seams Parallel Long Edge	11 4/8 yd (414 in)	12 yd (432 in)	12 3/8 yd (446 in)	13 yd (468 in)	13 3/8 yd (482 in)	13 7/8 yd (500 in)	17 7/8 yd (644 in)
Direction of Seams	60 Inch Fabric - 4" Extra on Edges						
 Seams Parallel Short Edge	7 5/8 yd (275 in)	8 yd (288 in)	12 3/8 yd (446 in)	12 7/8 yd (464 in)	13 3/8 yd (482 in)	13 7/8 yd (500 in)	14 2/8 yd (513 in)
 Seams Parallel Long Edge	5 7/8 yd (212 in)	6 1/8 yd (221 in)	9 3/8 yd (338 in)	9 6/8 yd (351 in)	10 1/8 yd (365 in)	10 3/8 yd (374 in)	10 6/8 yd (387 in)

Quilt Backing Fabric Sizes

Backing with No Extra Fabric on Edges Measurements Rounded up to Next 1/8 yd

Quilt Dimensions	124in x 167in	128in x 173in	132in x 179in	136in x 184in	141in x 190in	145in x 196in	149in x 202in
17 x 23 Squares	7.25"	7.5"	7.75"	8."	8.25"	8.5"	8.75"
Direction of Seams	45 Inch Fabric - No Extra Fabric on Edges						
 Seams Parallel Short Edge	14 yd (504 in)	19 2/8 yd (693 in)	20 yd (720 in)	20 4/8 yd (738 in)	21 1/8 yd (761 in)	21 7/8 yd (788 in)	22 4/8 yd (810 in)
 Seams Parallel Long Edge	17 2/8 yd (621 in)	17 7/8 yd (644 in)	18 3/8 yd (662 in)	19 yd (684 in)	19 5/8 yd (707 in)	20 2/8 yd (729 in)	20 6/8 yd (747 in)
Direction of Seams	60 Inch Fabric - No Extra Fabric on Edges						
 Seams Parallel Short Edge	14 yd (504 in)	14 4/8 yd (522 in)	15 yd (540 in)	15 3/8 yd (554 in)	15 7/8 yd (572 in)	16 3/8 yd (590 in)	16 7/8 yd (608 in)
 Seams Parallel Long Edge	10 3/8 yd (374 in)	10 6/8 yd (387 in)	11 yd (396 in)	11 3/8 yd (410 in)	11 6/8 yd (423 in)	12 1/8 yd (437 in)	12 4/8 yd (450 in)

Backing with 4" of Extra Fabric on Edges Measurements Rounded up to Next 1/8 yd

Quilt Dimensions	124in x 167in	128in x 173in	132in x 179in	136in x 184in	141in x 190in	145in x 196in	149in x 202in
17 x 23 Squares	7.25"	7.5"	7.75"	8."	8.25"	8.5"	8.75"
Direction of Seams	45 Inch Fabric - 4" Extra on Edges						
 Seams Parallel Short Edge	19 4/8 yd (702 in)	20 1/8 yd (725 in)	20 7/8 yd (752 in)	21 3/8 yd (770 in)	22 yd (792 in)	22 6/8 yd (819 in)	23 3/8 yd (842 in)
 Seams Parallel Long Edge	18 4/8 yd (666 in)	19 1/8 yd (689 in)	19 5/8 yd (707 in)	20 1/8 yd (725 in)	20 7/8 yd (752 in)	21 3/8 yd (770 in)	26 3/8 yd (950 in)
Direction of Seams	60 Inch Fabric - 4" Extra on Edges						
 Seams Parallel Short Edge	14 6/8 yd (531 in)	15 2/8 yd (549 in)	15 6/8 yd (567 in)	16 1/8 yd (581 in)	16 5/8 yd (599 in)	17 1/8 yd (617 in)	17 5/8 yd (635 in)
 Seams Parallel Long Edge	11 1/8 yd (401 in)	11 4/8 yd (414 in)	11 7/8 yd (428 in)	12 1/8 yd (437 in)	12 5/8 yd (455 in)	12 7/8 yd (464 in)	13 2/8 yd (477 in)

Other Rainbow Moon Patterns Quilt Top Patterns

On: <http://rainbow-moon-treasures.com>

Catalog Version Date: 08/01/16

Some of the later patterns may not yet be published, check back frequently.

0001-quilt	0002-quilt	0003-quilt	0004-quilt	0005-quilt	0006-quilt	0007-quilt	0008-quilt	0009-quilt	0010-quilt
0011-quilt	0012-quilt	0013-quilt	0014-quilt	0015-quilt	0016-quilt	0017-quilt	0018-quilt	0019-quilt	0020-quilt
0021-quilt	0022-quilt	0023-quilt	0024-quilt	0025-quilt	0026-quilt	0027-quilt	0028-quilt	0029-quilt	0030-quilt
0031-quilt	0032-quilt	0033-quilt	0034-quilt	0035-quilt	0036-quilt	0037-quilt	0038-quilt	0039-quilt	0040-quilt
0041-quilt	0042-quilt	0043-quilt	0044-quilt	0045-quilt	0046-quilt	0047-quilt	0048-quilt	0049-quilt	0050-quilt
0051-quilt	0052-quilt	0053-quilt	0054-quilt	0055-quilt	0056-quilt	0057-quilt	0058-quilt	0059-quilt	0060-quilt
0061-quilt	0062-quilt	0063-quilt	0064-quilt	0065-quilt	0066-quilt	0067-quilt	0068-quilt	0069-quilt	0070-quilt
0071-quilt	0072-quilt	0073-quilt	0074-quilt	0075-quilt	0076-quilt	0077-quilt	0078-quilt	0079-quilt	0080-quilt

Other Rainbow Moon Patterns Quilt Top Patterns

On: <http://rainbow-moon-treasures.com>

Catalog Version Date: 08/01/16

Some of the later patterns may not yet be published, check back frequently.









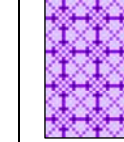
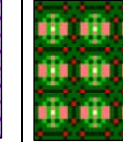





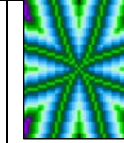
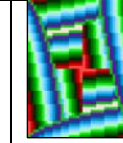
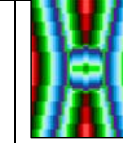






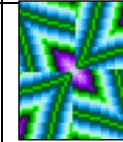
















									
0081-quilt	0082-quilt	0083-quilt	0084-quilt	0085-quilt	0086-quilt	0087-quilt	0088-quilt	0089-quilt	0090-quilt
									
0091-quilt	0092-quilt	0093-quilt	0094-quilt	0095-quilt	0096-quilt	0097-quilt	0098-quilt	0099-quilt	0100-quilt
									
0101-quilt	0102-quilt	0103-quilt	0104-quilt	0105-quilt	0106-quilt	0107-quilt	0108-quilt	0109-quilt	0110-quilt
									
0111-quilt	0112-quilt	0113-quilt	0114-quilt	0115-quilt	0116-quilt	0117-quilt	0118-quilt	0119-quilt	0120-quilt
									
0121-quilt	0122-quilt	0123-quilt	0124-quilt	0125-quilt	0126-quilt	0127-quilt	0128-quilt	0129-quilt	0130-quilt
									
0131-quilt	0132-quilt	0133-quilt	0134-quilt	0135-quilt	0136-quilt	0137-quilt	0138-quilt	0139-quilt	0140-quilt
									
0141-quilt	0142-quilt	0143-quilt	0144-quilt	0145-quilt	0146-quilt	0147-quilt	0148-quilt	0149-quilt	0150-quilt
									
0151-quilt	0152-quilt	0153-quilt	0154-quilt	0155-quilt	0156-quilt	0157-quilt	0158-quilt	0159-quilt	0160-quilt

Other Rainbow Moon Patterns Quilt Top Patterns

On: <http://rainbow-moon-treasures.com>

Catalog Version Date: 08/01/16

Some of the later patterns may not yet be published, check back frequently.

									
0161-quilt	0162-quilt	0163-quilt	0164-quilt	0165-quilt	0166-quilt	0167-quilt	0168-quilt	0169-quilt	0170-quilt
									
0171-quilt	0172-quilt	0173-quilt	0174-quilt	0175-quilt	0176-quilt	0177-quilt	0178-quilt	0179-quilt	0180-quilt
									
0181-quilt	0182-quilt	0183-quilt	0184-quilt	0185-quilt	0186-quilt	0187-quilt	0188-quilt	0189-quilt	0190-quilt
									
0191-quilt	0192-quilt	0193-quilt	0194-quilt	0195-quilt	0196-quilt	0197-quilt	0198-quilt	0199-quilt	0200-quilt
									
0201-quilt	0202-quilt	0203-quilt	0204-quilt	0205-quilt	0206-quilt	0207-quilt	0208-quilt	0209-quilt	0210-quilt