



FREE American Flag Quilt Top Pattern


Revision
Version 2.2

Very Simple to Sew: Squares Only, No Angles, Curves or Diagonal Piecing Required.

Up to 10 Different Colors/Shades With This Pattern. Detailed Instructions Included.

39	x	56
Squares		Squares
Wide		Long

Available Quilt Top Sizes:	Finished Square Sizes
10" x 14"	0.25"
20" x 28"	0.5"
29" x 42"	0.75"
39" x 56"	1."
49" x 70"	1.25"
59" x 84"	1.5"
68" x 98"	1.75"
78" x 112"	2."
88" x 126"	2.25"
98" x 140"	2.5"
107" x 154"	2.75"
117" x 168"	3."
127" x 182"	3.25"
137" x 196"	3.5"



Pattern Number: **0115**

Pattern Name: **FREE American Flag**

Date Designed: May 6, 2015


Pattern Designer:

Sheri Rector


Quilt Top Image is Computer Generated. Appearance of finished quilt top will vary with your fabric choices.

Copyright Sheri Rector 2014-2016, Rainbow Moon Treasures & Rainbow Moon Patterns

Some Color Variations Possible with this Pattern




- A** Light Blue 1
- B** Dark Blue 1
- C** Dark Blue 6
- D** Dark Blue 7
- E** Red 5
- F** Red 6
- G** Red 8
- H** Grey 1
- I** Grey 2
- J** Grey 3




- A** BW 1
- B** Light Blue 1
- C** Light Blue 2
- D** Dark Blue 2
- E** Red 2
- F** Red 3
- G** Red 4
- H** BW 1
- I** Grey 1
- J** Grey 2

Some Color Variations Possible with this Pattern




- A** Light Blue 1
- B** Dark Blue 3
- C** Dark Blue 7
- D** Dark Blue 8
- E** Red 7
- F** Red 8
- G** Red 9
- H** Grey 2
- I** Grey 3
- J** Grey 4




- A** Light Blue 1
- B** Light Blue 2
- C** Dark Blue 6
- D** Dark Blue 6
- E** Red 5
- F** Red 5
- G** Red 5
- H** BW 1
- I** BW 1
- J** BW 1

Some Color Variations Possible with this Pattern



- A** BW 1
- B** Dark Blue 3
- C** Dark Blue 6
- D** Dark Blue 7
- E** Red 7
- F** Red 8
- G** Red 9
- H** BW 1
- I** Grey 1
- J** Grey 2



- A** BW 1
- B** Light Blue 6
- C** Light Blue 7
- D** Light Blue 8
- E** Red 3
- F** Red 4
- G** Red 5
- H** Grey 2
- I** Grey 3
- J** Grey 4

0115 FREE American Flag Quilt Pattern

Detailed Instructions for Using this Kit

1. CHOOSE YOUR QUILT SIZE And/Or SQUARE SIZE

This pattern allows you to choose a finished square size from 0.25 inch squares up to 1.75 inch finished square size.

The size of the finished quilt depends on the square size chosen.

The chart to the right shows how the finished quilt size is related to finished square size.

Some standard quilt/comforter sizes:

Size: (minimum-maximum width) X (minimum-maximum Length)

Wallhanging/Craft: (10"-36") x (10"-53")

Lap/Crib: (36"-50") x (53"-60")

Twin/Single: (65"-81") x (88"-107")

Full/Double: (80"-96") x (88"-107")

Queen: 15:15(86"-102") x (93"-112")

King: (93"-120") x (104"-120")

Available Quilt Top Sizes:	Finished Square	Raw Cut Square
10" x 14"	0.25"	0.75"
20" x 28"	0.5"	1."
29" x 42"	0.75"	1.25"
39" x 56"	1."	1.5"
49" x 70"	1.25"	1.75"
59" x 84"	1.5"	2."
68" x 98"	1.75"	2.25"
78" x 112"	2."	2.5"
88" x 126"	2.25"	2.75"
98" x 140"	2.5"	3."
107" x 154"	2.75"	3.25"
117" x 168"	3."	3.5"
127" x 182"	3.25"	3.75"
137" x 196"	3.5"	4."

2. PATTERN COLOR/SHADE VARIATIONS PAGES

There are 6 different variations of this pattern in the file to give you an idea of the various looks you can achieve with your color and shade choices. You can copy the colors exactly, or mix and match what you like to make your quilt top unique!

If you cannot determine a shade from the printout, follow the text description on the variations pages; That way you should be able to determine the relative shadings as below.

Each pattern variation will call for AT MOST 9 shades of each color:

For Each Color Group: #1 is almost white and #9 is close to black

Red 1-9, Orange 1-9, Yellow 1-9,

Lime 1-9, Green 1-9,

Light Blue 1-9, Dark Blue 1-9,

Purple 1-9, Pink 1-9, Grey 1-9

Plus White (BW-1) & Black (BW-2)



Some patterns may use the same color in multiple 'Letters' of the design.

3. IDENTIFY THE COLUMNS ON 60" AND 45" FABRIC CHOICES PAGE(S)

This pattern has 10 colors/shades in it's design. You can choose whatever color scheme you wish. There is a variations page that shows various different looks that are possible depending on which colors and shades you choose.

The Fabric Choice page identifies each color/shade in the pattern with a Letter or Number, number of squares of each color, and the total amount of fabric needed for the ranges of finished square sizes.

The fabric amounts listed are rounded up to the next 1/8 yard, some fabric will be left over when you have cut the required number of squares.

For easier reference, circle your finished square size column on both the 45" and 60" Fabric Choice Pages. This will help you more easily find the specific quantity of fabric needed for each fabric choice/type.

035 American Flag Quilt Top Pattern Instructions 2
Color Choices & Fabric Requirements - 45" Fabric

Color, Shade & Letter Code	Total Number of Squares: 2184 Quilt Dimensions: 20' x 54' Squares	Amount of Fabric Needed For Each Color & Shade (Fabric Measurements are Rounded up to Next 1/8 yd)							
		45 Inch Fabric - Choose your FINISHED quilt/square size							
	Description or Sample of 100% Fabric Choices	10" x 14"	10" x 20"	10" x 26"	12" x 12"	12" x 18"	12" x 24"	14" x 14"	14" x 20"
A	50	1.0 yd	1.0 yd	1.0 yd	1.0 yd	1.0 yd	1.0 yd	1.0 yd	1.0 yd
B	200	1.0 yd	1.0 yd	1.0 yd	1.0 yd	1.0 yd	1.0 yd	1.0 yd	1.0 yd
C	1402	1.0 yd	1.0 yd	1.0 yd	1.0 yd	1.0 yd	1.0 yd	1.0 yd	1.0 yd
D	1402	1.0 yd	1.0 yd	1.0 yd	1.0 yd	1.0 yd	1.0 yd	1.0 yd	1.0 yd
E	200	1.0 yd	1.0 yd	1.0 yd	1.0 yd	1.0 yd	1.0 yd	1.0 yd	1.0 yd
F	200	1.0 yd	1.0 yd	1.0 yd	1.0 yd	1.0 yd	1.0 yd	1.0 yd	1.0 yd
G	200	1.0 yd	1.0 yd	1.0 yd	1.0 yd	1.0 yd	1.0 yd	1.0 yd	1.0 yd
H	200	1.0 yd	1.0 yd	1.0 yd	1.0 yd	1.0 yd	1.0 yd	1.0 yd	1.0 yd

Copyright Sheri Rector 2014-2016, Rainbow Moon Treasures

4. DECIDE ON YOUR FABRIC CHOICES

Choose & Purchase your desired fabrics and shades. Examples are on the Variations page to help you see what is possible.

Write your description of the fabric on the Fabric Choices Page and/or attach a snippet of each fabric to the edge of the page for reference.

035 American Flag Quilt Top Pattern Instructions 2
Color Choices & Fabric Requirements - 45" Fabric

Color, Shade & Letter Code	Total Number of Squares: 2184 Quilt Dimensions: 20' x 54' Squares	Amount of Fabric Needed For Each Color & Shade (Fabric Measurements are Rounded up to Next 1/8 yd)							
		45 Inch Fabric - Choose your FINISHED quilt/square size							
	Description or Sample of 100% Fabric Choices	10" x 14"	10" x 20"	10" x 26"	12" x 12"	12" x 18"	12" x 24"	14" x 14"	14" x 20"
A	50	1.0 yd	1.0 yd	1.0 yd	1.0 yd	1.0 yd	1.0 yd	1.0 yd	1.0 yd
B	200	1.0 yd	1.0 yd	1.0 yd	1.0 yd	1.0 yd	1.0 yd	1.0 yd	1.0 yd
C	1402	1.0 yd	1.0 yd	1.0 yd	1.0 yd	1.0 yd	1.0 yd	1.0 yd	1.0 yd
D	1402	1.0 yd	1.0 yd	1.0 yd	1.0 yd	1.0 yd	1.0 yd	1.0 yd	1.0 yd
E	200	1.0 yd	1.0 yd	1.0 yd	1.0 yd	1.0 yd	1.0 yd	1.0 yd	1.0 yd
F	200	1.0 yd	1.0 yd	1.0 yd	1.0 yd	1.0 yd	1.0 yd	1.0 yd	1.0 yd
G	200	1.0 yd	1.0 yd	1.0 yd	1.0 yd	1.0 yd	1.0 yd	1.0 yd	1.0 yd
H	200	1.0 yd	1.0 yd	1.0 yd	1.0 yd	1.0 yd	1.0 yd	1.0 yd	1.0 yd

Copyright Sheri Rector 2014-2016, Rainbow Moon Treasures

5. CUT YOUR FABRIC SQUARES

Cut all squares from your fabrics with the method you feel most comfortable with.

Each quilt top will use only one size square in its pattern. You decide which size you want the finished quilt and choose the appropriate size square according to the chart on the first page of these instructions.

All seam allowances for this quilt are 1/4";
Cut your raw squares 1/2" larger than your finished square size.

9. SEW ROWS TOGETHER IN PAIRS

Block 1 Row 1 --> Block 1 Row 2

Block 1 Row 3 --> Block 1 Row 4

Block 2 Row 5 --> Block 2 Row 6

Block 2 Row 7 --> Block 2 Row 8

Block 3 Row 9 --> Block 3 Row 10

Block 3 Row 11 --> Block 3 Row 12

Block 4 Row 13 --> Block 4 Row 14

Block 4 Row 15 --> Block 4 Row 16

Block 5 Row 17 --> Block 5 Row 18

Block 5 Row 19 --> Block 5 Row 20

Block 6 Row 21 --> Block 6 Row 22

Block 6 Row 23 --> Block 6 Row 24

Block 7 Row 25 --> Block 7 Row 26

Block 7 Row 27 --> Block 7 Row 28

Block 8 Row 29 --> Block 8 Row 30

Block 8 Row 31 --> Block 8 Row 32

Block 9 Row 33 --> Block 9 Row 34

Block 9 Row 35 --> Block 9 Row 36

Block 10 Row 37 --> Block 10 Row 38

Block 10 Row 39 --> Block 10 Row 40

Block 11 Row 41 --> Block 11 Row 42

Block 11 Row 43 --> Block 11 Row 44

Block 12 Row 45 --> Block 12 Row 46


Block 12 Row 47 --> Block 12 Row 48

Block 13 Row 49 --> Block 13 Row 50

Block 13 Row 51 --> Block 13 Row 52

Block 14 Row 53 --> Block 14 Row 54

Block 14 Row 55 --> Block 14 Row 56



Sew rows together in pairs
according to the label data

Sew the rows together with
labels at the
SAME end
NOT OPPOSITE
ends of the row.

10. SEW GROUPS OF 2 ROWS TOGETHER

Block 1 Row 1/2 --> Block 1 Row 3/4
Block 2 Row 5/6 --> Block 2 Row 7/8
Block 3 Row 9/10 --> Block 3 Row 11/12
Block 4 Row 13/14 --> Block 4 Row 15/16
Block 5 Row 17/18 --> Block 5 Row 19/20
Block 6 Row 21/22 --> Block 6 Row 23/24
Block 7 Row 25/26 --> Block 7 Row 27/28
Block 8 Row 29/30 --> Block 8 Row 31/32
Block 9 Row 33/34 --> Block 9 Row 35/36
Block 10 Row 37/38 --> Block 10 Row 39/40
Block 11 Row 41/42 --> Block 11 Row 43/44
Block 12 Row 45/46 --> Block 12 Row 47/48
Block 13 Row 49/50 --> Block 13 Row 51/52
Block 14 Row 53/54 --> Block 14 Row 55/56

Sew pairs of rows together
into blocks according to the
label data

11. SEW BLOCKS TOGETHER IN PAIRS

Block 1 --> Block 2
Block 3 --> Block 4
Block 5 --> Block 6
Block 7 --> Block 8
Block 9 --> Block 10
Block 11 --> Block 12
Block 13 --> Block 14

Sew blocks together in pairs
of blocks according to the
label data

12. SEW GROUPS OF 2 BLOCKS TOGETHER

Blocks 1/2 --> Blocks 3/4

Blocks 5/6 --> Blocks 7/8

Blocks 9/10 --> Blocks 11/12

At this point, do nothing with Blocks 13/14

Sew block groupings together according to the label data

13. SEW GROUPS OF 4 BLOCKS TOGETHER

Blocks 1/2/3/4 --> Blocks 5/6/7/8

Blocks 9/10/11/12 --> Blocks 13/14

Sew block groupings together according to the label data

14. SEW GROUPS OF 8 BLOCKS TOGETHER

Blocks 1/2/3/4/5/6/7/8 --> Blocks 9/10/11/12/13/14

Congratulations! Your quilt top is completed.

Layer and Bind Quilt

Finish layering and binding your quilt with whichever methods you choose.

There are many places online that show how to layer and bind a quilt.

Take a look and see my Pattern Stores online:

You can see and buy all my other patterns on Etsy.com & Craftsy.com at:

<https://www.etsy.com/shop/RainbowMoonServices>



<http://www.craftsy.com/user/2948514/pattern-store>

You can view my Business Page and join my Pattern Group on Facebook.com (and get notifications of any NEW patterns) at:

<https://www.facebook.com/RainbowMoonTreasuresQuilting/>

<https://www.facebook.com/groups/rainbowmoonquilts/>

Some FREE patterns I am offering on Craftsy.com:



<http://www.craftsy.com/pattern/quilting/home-decor/0003-3d-checkers/94860>

<http://www.craftsy.com/pattern/quilting/home-decor/0002-diamond-layers/117520>

<http://www.craftsy.com/pattern/quilting/home-decor/0033-smiles-and-happy-faces-quilt-patter/122251>

<http://www.craftsy.com/pattern/quilting/home-decor/0115-american-flag-quilt-pattern/144134>

Color Choices & Fabric Requirements - 45" Fabric

Color, Shade & Letter Codes		Total Number of Squares: 2184 Quilt Dimensions: 39 x 56 Squares	Amount of Fabric Needed for Each Color & Shade (Fabric Measurements are Rounded up to Next 1/8 yd)						
			10in x 14in	20in x 28in	30in x 42in	39in x 56in	49in x 70in	59in x 84in	69in x 98in
Description or Sample of YOUR Fabric Choices		# of Squares Needed	.25"	.5"	.75"	1."	1.25"	1.5"	1.75"
A		50	1/8 yd (5 in)	1/8 yd (5 in)	1/8 yd (5 in)	1/8 yd (5 in)	1/8 yd (5 in)	1/8 yd (5 in)	1/4 yd (9 in)
B		200	1/8 yd (5 in)	1/8 yd (5 in)	1/8 yd (5 in)	1/4 yd (9 in)	3/8 yd (14 in)	1/2 yd (18 in)	5/8 yd (23 in)
C		142	1/8 yd (5 in)	1/8 yd (5 in)	1/8 yd (5 in)	1/4 yd (9 in)	1/4 yd (9 in)	3/8 yd (14 in)	1/2 yd (18 in)
D		133	1/8 yd (5 in)	1/8 yd (5 in)	1/8 yd (5 in)	1/4 yd (9 in)	1/4 yd (9 in)	3/8 yd (14 in)	3/8 yd (14 in)
E		292	1/8 yd (5 in)	1/8 yd (5 in)	1/4 yd (9 in)	3/8 yd (14 in)	1/2 yd (18 in)	5/8 yd (23 in)	7/8 yd (32 in)
F		292	1/8 yd (5 in)	1/8 yd (5 in)	1/4 yd (9 in)	3/8 yd (14 in)	1/2 yd (18 in)	5/8 yd (23 in)	7/8 yd (32 in)
G		292	1/8 yd (5 in)	1/8 yd (5 in)	1/4 yd (9 in)	3/8 yd (14 in)	1/2 yd (18 in)	5/8 yd (23 in)	7/8 yd (32 in)
H		261	1/8 yd (5 in)	1/8 yd (5 in)	1/4 yd (9 in)	3/8 yd (14 in)	1/2 yd (18 in)	5/8 yd (23 in)	3/4 yd (27 in)

Color Choices & Fabric Requirements - 45" Fabric

Color, Shade & Letter Codes	# of Squares Needed	Total Number of Squares: 2184 Quilt Dimensions: 39 x 56 Squares	Amount of Fabric Needed for Each Color & Shade (Fabric Measurements are Rounded up to Next 1/8 yd)							
			10in x 14in	20in x 28in	30in x 42in	39in x 56in	49in x 70in	59in x 84in	69in x 98in	
			45 Inch Fabric - Choose your FINISHED quilt/square size							
		Description or Sample of YOUR Fabric Choices	.25"	.5"	.75"	1."	1.25"	1.5"	1.75"	
I	261		1/8 yd (5 in)	1/8 yd (5 in)	1/4 yd (9 in)	3/8 yd (14 in)	1/2 yd (18 in)	5/8 yd (23 in)	3/4 yd (27 in)	
J	261		1/8 yd (5 in)	1/8 yd (5 in)	1/4 yd (9 in)	3/8 yd (14 in)	1/2 yd (18 in)	5/8 yd (23 in)	3/4 yd (27 in)	

Color Choices & Fabric Requirements - 45" Fabric

Color, Shade & Letter Codes	# of Squares Needed	Total Number of Squares: 2184 Quilt Dimensions: 39 x 56 Squares	Amount of Fabric Needed for Each Color & Shade (Fabric Measurements are Rounded up to Next 1/8 yd)							
			78in x 112in	88in x 126in	98in x 140in	108in x 154in	117in x 168in	127in x 182in	137in x 196in	
		Description or Sample of YOUR Fabric Choices	2."	2.25"	2.5"	2.75"	3."	3.25"	3.5"	
A	50		1/4 yd (9 in)	1/4 yd (9 in)	3/8 yd (14 in)	3/8 yd (14 in)	1/2 yd (18 in)	1/2 yd (18 in)	1/2 yd (18 in)	
B	200		3/4 yd (27 in)	7/8 yd (32 in)	1 1/8 yd (41 in)	1 1/4 yd (45 in)	1 1/2 yd (54 in)	1 5/8 yd (59 in)	1 7/8 yd (68 in)	
C	142		1/2 yd (18 in)	5/8 yd (23 in)	7/8 yd (32 in)	7/8 yd (32 in)	1 yd (36 in)	1 1/8 yd (41 in)	1 3/8 yd (50 in)	
D	133		1/2 yd (18 in)	5/8 yd (23 in)	3/4 yd (27 in)	7/8 yd (32 in)	1 yd (36 in)	1 1/8 yd (41 in)	1 3/8 yd (50 in)	
E	292		1 yd (36 in)	1 1/4 yd (45 in)	1 1/2 yd (54 in)	1 7/8 yd (68 in)	2 1/8 yd (77 in)	2 3/8 yd (86 in)	2 5/8 yd (95 in)	
F	292		1 yd (36 in)	1 1/4 yd (45 in)	1 1/2 yd (54 in)	1 7/8 yd (68 in)	2 1/8 yd (77 in)	2 3/8 yd (86 in)	2 5/8 yd (95 in)	
G	292		1 yd (36 in)	1 1/4 yd (45 in)	1 1/2 yd (54 in)	1 7/8 yd (68 in)	2 1/8 yd (77 in)	2 3/8 yd (86 in)	2 5/8 yd (95 in)	
H	261		1 yd (36 in)	1 1/8 yd (41 in)	1 3/8 yd (50 in)	1 5/8 yd (59 in)	1 7/8 yd (68 in)	2 yd (72 in)	2 3/8 yd (86 in)	

Color Choices & Fabric Requirements - 45" Fabric

Color, Shade & Letter Codes	# of Squares Needed	Total Number of Squares: 2184 Quilt Dimensions: 39 x 56 Squares	Amount of Fabric Needed for Each Color & Shade (Fabric Measurements are Rounded up to Next 1/8 yd)							
			45 Inch Fabric - Choose your FINISHED quilt/square size							
			78in x 112in	88in x 126in	98in x 140in	108in x 154in	117in x 168in	127in x 182in	137in x 196in	
		Description or Sample of YOUR Fabric Choices	2."	2.25"	2.5"	2.75"	3."	3.25"	3.5"	
I	261		1 yd (36 in)	1 1/8 yd (41 in)	1 3/8 yd (50 in)	1 5/8 yd (59 in)	1 7/8 yd (68 in)	2 yd (72 in)	2 3/8 yd (86 in)	
J	261		1 yd (36 in)	1 1/8 yd (41 in)	1 3/8 yd (50 in)	1 5/8 yd (59 in)	1 7/8 yd (68 in)	2 yd (72 in)	2 3/8 yd (86 in)	

Color Choices & Fabric Requirements - 60" Fabric

Color, Shade & Letter Codes	# of Squares Needed	Total Number of Squares: 2184 Quilt Dimensions: 39 x 56 Squares	Amount of Fabric Needed for Each Color & Shade (Fabric Measurements are Rounded up to Next 1/8 yd)							
			60 Inch Fabric - Choose your FINISHED quilt/square size							
			10in x 14in	20in x 28in	30in x 42in	39in x 56in	49in x 70in	59in x 84in	69in x 98in	
		Description or Sample of YOUR Fabric Choices	.25"	.5"	.75"	1."	1.25"	1.5"	1.75"	
A	50		1/8 yd (5 in)	1/8 yd (5 in)	1/8 yd (5 in)	1/8 yd (5 in)	1/8 yd (5 in)	1/8 yd (5 in)	1/8 yd (5 in)	1/8 yd (5 in)
B	200		1/8 yd (5 in)	1/8 yd (5 in)	1/8 yd (5 in)	1/4 yd (9 in)	1/4 yd (9 in)	3/8 yd (14 in)	1/2 yd (18 in)	1/2 yd (18 in)
C	142		1/8 yd (5 in)	1/8 yd (5 in)	1/8 yd (5 in)	1/8 yd (5 in)	1/4 yd (9 in)	1/4 yd (9 in)	1/4 yd (9 in)	3/8 yd (14 in)
D	133		1/8 yd (5 in)	1/8 yd (5 in)	1/8 yd (5 in)	1/8 yd (5 in)	1/4 yd (9 in)	1/4 yd (9 in)	1/4 yd (9 in)	3/8 yd (14 in)
E	292		1/8 yd (5 in)	1/8 yd (5 in)	1/4 yd (9 in)	1/4 yd (9 in)	3/8 yd (14 in)	1/2 yd (18 in)	1/2 yd (18 in)	5/8 yd (23 in)
F	292		1/8 yd (5 in)	1/8 yd (5 in)	1/4 yd (9 in)	1/4 yd (9 in)	3/8 yd (14 in)	1/2 yd (18 in)	1/2 yd (18 in)	5/8 yd (23 in)
G	292		1/8 yd (5 in)	1/8 yd (5 in)	1/4 yd (9 in)	1/4 yd (9 in)	3/8 yd (14 in)	1/2 yd (18 in)	1/2 yd (18 in)	5/8 yd (23 in)
H	261		1/8 yd (5 in)	1/8 yd (5 in)	1/8 yd (5 in)	1/4 yd (9 in)	3/8 yd (14 in)	1/2 yd (18 in)	1/2 yd (18 in)	5/8 yd (23 in)

Color Choices & Fabric Requirements - 60" Fabric

Color, Shade & Letter Codes	# of Squares Needed	Total Number of Squares: 2184 Quilt Dimensions: 39 x 56 Squares	Amount of Fabric Needed for Each Color & Shade (Fabric Measurements are Rounded up to Next 1/8 yd)						
			10in x 14in	20in x 28in	30in x 42in	39in x 56in	49in x 70in	59in x 84in	69in x 98in
		Description or Sample of YOUR Fabric Choices	.25"	.5"	.75"	1."	1.25"	1.5"	1.75"
I	261		1/8 yd (5 in)	1/8 yd (5 in)	1/8 yd (5 in)	1/4 yd (9 in)	3/8 yd (14 in)	1/2 yd (18 in)	5/8 yd (23 in)
J	261		1/8 yd (5 in)	1/8 yd (5 in)	1/8 yd (5 in)	1/4 yd (9 in)	3/8 yd (14 in)	1/2 yd (18 in)	5/8 yd (23 in)

Color Choices & Fabric Requirements - 60" Fabric


Color, Shade & Letter Codes	of Squares Needed #	Total Number of Squares: 2184 Quilt Dimensions: 39 x 56 Squares	Amount of Fabric Needed for Each Color & Shade (Fabric Measurements are Rounded up to Next 1/8 yd)						
			60 Inch Fabric - Choose your FINISHED quilt/square size						
			78in x 112in	88in x 126in	98in x 140in	108in x 154in	117in x 168in	127in x 182in	137in x 196in
		Description or Sample of YOUR Fabric Choices	2."	2.25"	2.5"	2.75"	3."	3.25"	3.5"
A	50		1/4 yd (9 in)	1/4 yd (9 in)	1/4 yd (9 in)	1/4 yd (9 in)	3/8 yd (14 in)	3/8 yd (14 in)	1/2 yd (18 in)
B	200		5/8 yd (23 in)	5/8 yd (23 in)	7/8 yd (32 in)	1 yd (36 in)	1 1/8 yd (41 in)	1 3/8 yd (50 in)	1 1/2 yd (54 in)
C	142		1/2 yd (18 in)	1/2 yd (18 in)	5/8 yd (23 in)	3/4 yd (27 in)	3/4 yd (27 in)	1 yd (36 in)	1 1/8 yd (41 in)
D	133		1/2 yd (18 in)	1/2 yd (18 in)	1/2 yd (18 in)	5/8 yd (23 in)	3/4 yd (27 in)	7/8 yd (32 in)	1 yd (36 in)
E	292		7/8 yd (32 in)	1 yd (36 in)	1 1/8 yd (41 in)	1 3/8 yd (50 in)	1 5/8 yd (59 in)	1 7/8 yd (68 in)	2 1/8 yd (77 in)
F	292		7/8 yd (32 in)	1 yd (36 in)	1 1/8 yd (41 in)	1 3/8 yd (50 in)	1 5/8 yd (59 in)	1 7/8 yd (68 in)	2 1/8 yd (77 in)
G	292		7/8 yd (32 in)	1 yd (36 in)	1 1/8 yd (41 in)	1 3/8 yd (50 in)	1 5/8 yd (59 in)	1 7/8 yd (68 in)	2 1/8 yd (77 in)
H	261		3/4 yd (27 in)	7/8 yd (32 in)	1 yd (36 in)	1 1/4 yd (45 in)	1 1/2 yd (54 in)	1 5/8 yd (59 in)	1 7/8 yd (68 in)

Color Choices & Fabric Requirements - 60" Fabric

Color, Shade & Letter Codes	# of Squares Needed	Total Number of Squares: 2184 Quilt Dimensions: 39 x 56 Squares	Amount of Fabric Needed for Each Color & Shade (Fabric Measurements are Rounded up to Next 1/8 yd)						
			78in x 112in	88in x 126in	98in x 140in	108in x 154in	117in x 168in	127in x 182in	137in x 196in
		Description or Sample of YOUR Fabric Choices	2."	2.25"	2.5"	2.75"	3."	3.25"	3.5"
I	261		3/4 yd (27 in)	7/8 yd (32 in)	1 yd (36 in)	1 1/4 yd (45 in)	1 1/2 yd (54 in)	1 5/8 yd (59 in)	1 7/8 yd (68 in)
J	261		3/4 yd (27 in)	7/8 yd (32 in)	1 yd (36 in)	1 1/4 yd (45 in)	1 1/2 yd (54 in)	1 5/8 yd (59 in)	1 7/8 yd (68 in)

Fabric Square Container Labels and Row Labels

After cutting out squares, attach each Fabric Square Label Strip to the matching container for that color/letter.

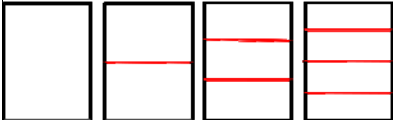
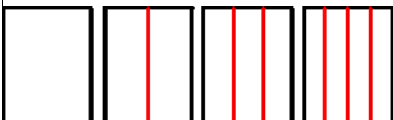
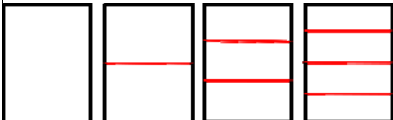
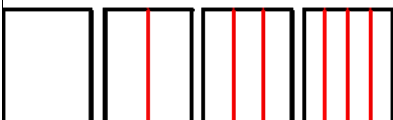


After sewing a few squares of each row, attach the matching label to the LEFT/Beginning of each sewn row and finish sewing the row.

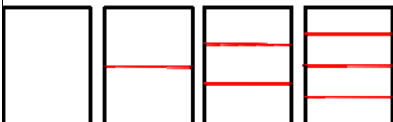
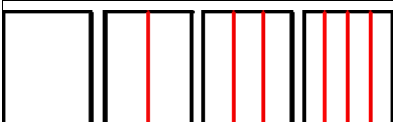
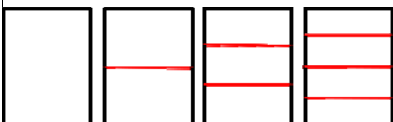
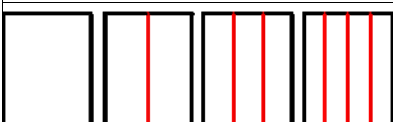
1	Block 1 Row 1	4	Block 3 Row 12	6	Block 8 Row 29	6	Block 11 Row 43
1	Block 7 Row 25	4	Block 4 Row 14	6	Block 8 Row 30	6	Block 11 Row 44
2	Block 1 Row 2	4	Block 4 Row 16	6	Block 8 Row 31	6	Block 12 Row 45
2	Block 6 Row 24	4	Block 5 Row 18	6	Block 8 Row 32	6	Block 12 Row 46
3	Block 1 Row 3	4	Block 5 Row 20	6	Block 9 Row 33	6	Block 12 Row 47
3	Block 2 Row 7	4	Block 6 Row 22	6	Block 9 Row 34	6	Block 12 Row 48
3	Block 3 Row 11	5	Block 2 Row 5	6	Block 9 Row 35	6	Block 13 Row 49
3	Block 4 Row 15	5	Block 3 Row 9	6	Block 9 Row 36	6	Block 13 Row 50
3	Block 5 Row 19	5	Block 4 Row 13	6	Block 10 Row 37	6	Block 13 Row 51
3	Block 6 Row 23	5	Block 5 Row 17	6	Block 10 Row 38	6	Block 13 Row 52
4	Block 1 Row 4	5	Block 6 Row 21	6	Block 10 Row 39	6	Block 14 Row 53
4	Block 2 Row 6	6	Block 7 Row 26	6	Block 10 Row 40	6	Block 14 Row 54
4	Block 2 Row 8	6	Block 7 Row 27	6	Block 11 Row 41	6	Block 14 Row 55
4	Block 3 Row 10	6	Block 7 Row 28	6	Block 11 Row 42	6	Block 14 Row 56

Quilt Backing Fabric Sizes

Backing with No Extra Fabric on Edges Measurements Rounded up to Next 1/8 yd

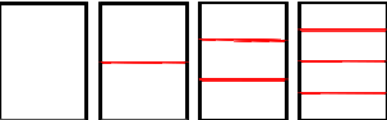
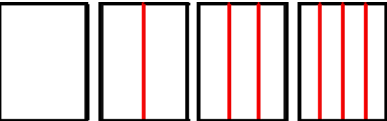
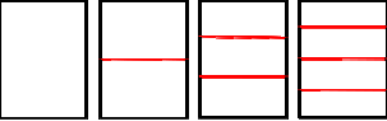
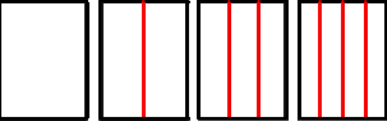
Quilt Dimensions	10in x 14in	20in x 28in	30in x 42in	39in x 56in	49in x 70in	59in x 84in	69in x 98in
39 x 56 Squares	.25"	.5"	.75"	1."	1.25"	1.5"	1.75"
Direction of Seams	45 Inch Fabric - No Extra Fabric on Edges						
 Seams Parallel Short Edge	4/8 yd (18 in)	7/8 yd (32 in)	1 2/8 yd (45 in)	1 5/8 yd (59 in)	4 yd (144 in)	4 6/8 yd (171 in)	5 4/8 yd (198 in)
 Seams Parallel Long Edge	3/8 yd (14 in)	5/8 yd (23 in)	1 6/8 yd (63 in)	2 2/8 yd (81 in)	2 6/8 yd (99 in)	5 yd (180 in)	5 6/8 yd (207 in)
Direction of Seams	60 Inch Fabric - No Extra Fabric on Edges						
 Seams Parallel Short Edge	4/8 yd (18 in)	7/8 yd (32 in)	1 2/8 yd (45 in)	1 5/8 yd (59 in)	2 yd (72 in)	4 6/8 yd (171 in)	5 4/8 yd (198 in)
 Seams Parallel Long Edge	3/8 yd (14 in)	5/8 yd (23 in)	7/8 yd (32 in)	1 1/8 yd (41 in)	1 3/8 yd (50 in)	3 3/8 yd (122 in)	3 7/8 yd (140 in)

Backing with 4" of Extra Fabric on Edges Measurements Rounded up to Next 1/8 yd

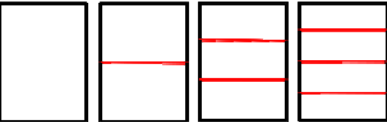
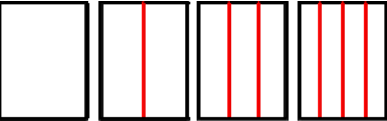
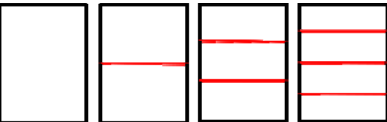
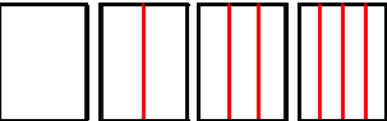
Quilt Dimensions	10in x 14in	20in x 28in	30in x 42in	39in x 56in	49in x 70in	59in x 84in	69in x 98in
39 x 56 Squares	.25"	.5"	.75"	1."	1.25"	1.5"	1.75"
Direction of Seams	45 Inch Fabric - 4" Extra on Edges						
 Seams Parallel Short Edge	5/8 yd (23 in)	1 yd (36 in)	1 4/8 yd (54 in)	3 5/8 yd (131 in)	4 3/8 yd (158 in)	5 1/8 yd (185 in)	6 yd (216 in)
 Seams Parallel Long Edge	5/8 yd (23 in)	1 yd (36 in)	2 2/8 yd (81 in)	2 6/8 yd (99 in)	3 3/8 yd (122 in)	5 6/8 yd (207 in)	6 5/8 yd (239 in)
Direction of Seams	60 Inch Fabric - 4" Extra on Edges						
 Seams Parallel Short Edge	6/8 yd (27 in)	1 1/8 yd (41 in)	1 5/8 yd (59 in)	2 yd (72 in)	4 4/8 yd (162 in)	5 2/8 yd (189 in)	6 1/8 yd (221 in)
 Seams Parallel Long Edge	5/8 yd (23 in)	1 yd (36 in)	1 2/8 yd (45 in)	1 4/8 yd (54 in)	3 3/8 yd (122 in)	3 7/8 yd (140 in)	4 4/8 yd (162 in)

Quilt Backing Fabric Sizes

Backing with No Extra Fabric on Edges Measurements Rounded up to Next 1/8 yd

Quilt Dimensions	78in x 112in	88in x 126in	98in x 140in	108in x 154in	117in x 168in	127in x 182in	137in x 196in
39 x 56 Squares	2."	2.25"	2.5"	2.75"	3."	3.25"	3.5"
Direction of Seams	45 Inch Fabric - No Extra Fabric on Edges						
 Seams Parallel Short Edge	6 2/8 yd (225 in)	10 4/8 yd (378 in)	11 6/8 yd (423 in)	12 7/8 yd (464 in)	14 yd (504 in)	20 2/8 yd (729 in)	21 7/8 yd (788 in)
 Seams Parallel Long Edge	6 4/8 yd (234 in)	7 3/8 yd (266 in)	11 yd (396 in)	12 yd (432 in)	16 2/8 yd (585 in)	17 6/8 yd (639 in)	19 1/8 yd (689 in)
Direction of Seams	60 Inch Fabric - No Extra Fabric on Edges						
 Seams Parallel Short Edge	6 2/8 yd (225 in)	7 yd (252 in)	7 7/8 yd (284 in)	8 5/8 yd (311 in)	14 yd (504 in)	15 2/8 yd (549 in)	16 3/8 yd (590 in)
 Seams Parallel Long Edge	4 3/8 yd (158 in)	5 yd (180 in)	5 4/8 yd (198 in)	6 yd (216 in)	9 6/8 yd (351 in)	10 5/8 yd (383 in)	11 4/8 yd (414 in)

Backing with 4" of Extra Fabric on Edges Measurements Rounded up to Next 1/8 yd

Quilt Dimensions	78in x 112in	88in x 126in	98in x 140in	108in x 154in	117in x 168in	127in x 182in	137in x 196in
39 x 56 Squares	2."	2.25"	2.5"	2.75"	3."	3.25"	3.5"
Direction of Seams	45 Inch Fabric - 4" Extra on Edges						
 Seams Parallel Short Edge	10 yd (360 in)	11 2/8 yd (405 in)	12 3/8 yd (446 in)	13 4/8 yd (486 in)	14 6/8 yd (531 in)	21 1/8 yd (761 in)	22 6/8 yd (819 in)
 Seams Parallel Long Edge	7 3/8 yd (266 in)	10 7/8 yd (392 in)	12 yd (432 in)	13 1/8 yd (473 in)	17 4/8 yd (630 in)	18 7/8 yd (680 in)	20 3/8 yd (734 in)
Direction of Seams	60 Inch Fabric - 4" Extra on Edges						
 Seams Parallel Short Edge	6 7/8 yd (248 in)	7 5/8 yd (275 in)	8 3/8 yd (302 in)	13 5/8 yd (491 in)	14 7/8 yd (536 in)	16 yd (576 in)	17 1/8 yd (617 in)
 Seams Parallel Long Edge	5 yd (180 in)	5 4/8 yd (198 in)	6 1/8 yd (221 in)	9 7/8 yd (356 in)	10 5/8 yd (383 in)	11 3/8 yd (410 in)	12 2/8 yd (441 in)

Other Rainbow Moon Patterns Quilt Top Patterns

On: <http://rainbow-moon-treasures.com>

Catalog Version Date: 08/01/16

Some of the later patterns may not yet be published, check back frequently.

									
0001-quilt	0002-quilt	0003-quilt	0004-quilt	0005-quilt	0006-quilt	0007-quilt	0008-quilt	0009-quilt	0010-quilt
									
0011-quilt	0012-quilt	0013-quilt	0014-quilt	0015-quilt	0016-quilt	0017-quilt	0018-quilt	0019-quilt	0020-quilt
									
0021-quilt	0022-quilt	0023-quilt	0024-quilt	0025-quilt	0026-quilt	0027-quilt	0028-quilt	0029-quilt	0030-quilt
									
0031-quilt	0032-quilt	0033-quilt	0034-quilt	0035-quilt	0036-quilt	0037-quilt	0038-quilt	0039-quilt	0040-quilt
									
0041-quilt	0042-quilt	0043-quilt	0044-quilt	0045-quilt	0046-quilt	0047-quilt	0048-quilt	0049-quilt	0050-quilt
									
0051-quilt	0052-quilt	0053-quilt	0054-quilt	0055-quilt	0056-quilt	0057-quilt	0058-quilt	0059-quilt	0060-quilt
									
0061-quilt	0062-quilt	0063-quilt	0064-quilt	0065-quilt	0066-quilt	0067-quilt	0068-quilt	0069-quilt	0070-quilt
									
0071-quilt	0072-quilt	0073-quilt	0074-quilt	0075-quilt	0076-quilt	0077-quilt	0078-quilt	0079-quilt	0080-quilt

Other Rainbow Moon Patterns Quilt Top Patterns

On: <http://rainbow-moon-treasures.com>

Catalog Version Date: 08/01/16

Some of the later patterns may not yet be published, check back frequently.






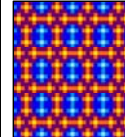










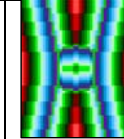




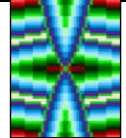

















									
0081-quilt	0082-quilt	0083-quilt	0084-quilt	0085-quilt	0086-quilt	0087-quilt	0088-quilt	0089-quilt	0090-quilt
									
0091-quilt	0092-quilt	0093-quilt	0094-quilt	0095-quilt	0096-quilt	0097-quilt	0098-quilt	0099-quilt	0100-quilt
									
0101-quilt	0102-quilt	0103-quilt	0104-quilt	0105-quilt	0106-quilt	0107-quilt	0108-quilt	0109-quilt	0110-quilt
									
0111-quilt	0112-quilt	0113-quilt	0114-quilt	0115-quilt	0116-quilt	0117-quilt	0118-quilt	0119-quilt	0120-quilt
									
0121-quilt	0122-quilt	0123-quilt	0124-quilt	0125-quilt	0126-quilt	0127-quilt	0128-quilt	0129-quilt	0130-quilt
									
0131-quilt	0132-quilt	0133-quilt	0134-quilt	0135-quilt	0136-quilt	0137-quilt	0138-quilt	0139-quilt	0140-quilt
									
0141-quilt	0142-quilt	0143-quilt	0144-quilt	0145-quilt	0146-quilt	0147-quilt	0148-quilt	0149-quilt	0150-quilt
									
0151-quilt	0152-quilt	0153-quilt	0154-quilt	0155-quilt	0156-quilt	0157-quilt	0158-quilt	0159-quilt	0160-quilt

Other Rainbow Moon Patterns Quilt Top Patterns

On: <http://rainbow-moon-treasures.com>

Catalog Version Date: 08/01/16

Some of the later patterns may not yet be published, check back frequently.

									
0161-quilt	0162-quilt	0163-quilt	0164-quilt	0165-quilt	0166-quilt	0167-quilt	0168-quilt	0169-quilt	0170-quilt
									
0171-quilt	0172-quilt	0173-quilt	0174-quilt	0175-quilt	0176-quilt	0177-quilt	0178-quilt	0179-quilt	0180-quilt
									
0181-quilt	0182-quilt	0183-quilt	0184-quilt	0185-quilt	0186-quilt	0187-quilt	0188-quilt	0189-quilt	0190-quilt
									
0191-quilt	0192-quilt	0193-quilt	0194-quilt	0195-quilt	0196-quilt	0197-quilt	0198-quilt	0199-quilt	0200-quilt
									
0201-quilt	0202-quilt	0203-quilt	0204-quilt	0205-quilt	0206-quilt	0207-quilt	0208-quilt	0209-quilt	0210-quilt